

Mathletics

Parent Letter

Dear Parent or Guardian,

The transition to distance learning is a challenge, but we want you to know you have support. Your child has taken home access to Mathletics, a targeted, rewarding and captivating online learning resource, which is aligned to curriculum standards.

We have put together an easy to follow collection of support resources to make using Mathletics at home as simple as possible for both parents/guardian and your children.


Sign into www.mathletics.com with your child to start exploring.

To assist you in keeping your child on track we have included the following support documents:

- 1 Student Console Map
- 2 Top 10 tips on using Mathletics at home
- 3 Rewards and Recognition



PC & Mac

Simply visit mathletics.com
and click 



QR Code Sign In

Jump into Mathletics effortlessly using
the QR code on your sign-in card



Tablet & iPad

Download our **FREE** Student App
from all major app stores

Student Mathletics Login:

Fill out your child's login details sent by
their teacher.

Username: _____

Password: _____

Sign in at: mathletics.com



Curriculum-Aligned Activities

Learn gives students access to curriculum-aligned practice activities and support materials, designed to consolidate a deeper understanding of concepts.

Explore

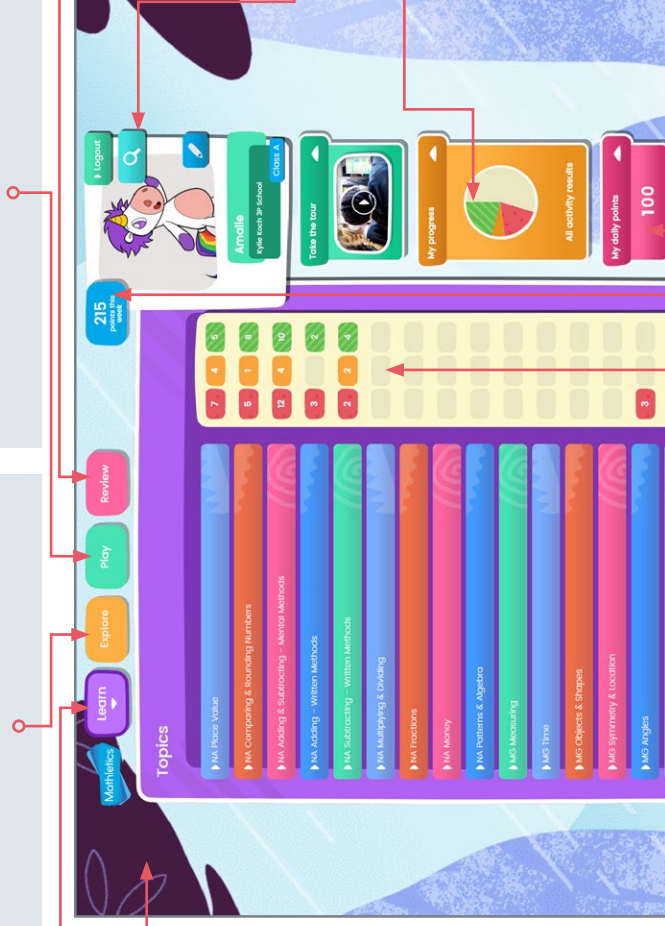
Explore helps students develop their critical and creative mathematical thinking through Problem Solving & Reasoning Questions.

Game-Based Learning

Play offers a range of engaging mathematical games including Live Mathletics, Multiverse and Rainforest Maths and more.

Assigned Tests

Review is where the students can access assessments that have been set by teachers.



Search

Students can use the search function to quickly find curriculum activities or content.

Self-Directed Learning

My progress shows the total number of activities completed, with the results clearly displayed, to allow students to identify strengths and weaknesses in their own learning.

Personalised Learning Environment

The student interface is customisable, allowing students to create their own avatars and modify their backgrounds.

View Results

The **traffic light system** allows students to easily track their progress through each topic. Red signals require additional study, yellow signals indicate that the student's understanding is developing and green shows evidence of mastery.


Celebrate Learning!

Daily and weekly point indicators let students know how many points they have earned for correctly answering curriculum activities and Live Mathletics questions, as they work towards earning certificates and claiming their place on the Mathletics Hall of Fame!

Top 10 Tips for using Mathletics to support your child's learning at home.

Mathletics

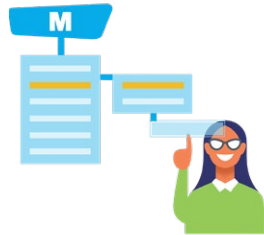
1 Make sure you have your child's Mathletics username and password.



2 Mathletics can be accessed on PC / Mac, iOS and Android devices as well as Windows tablets and Chromebooks. For use on iPads, Mathletics can be accessed through Safari, or downloaded as a free app.



3 Your child's teacher has set them up with the correct curriculum content allowing your child the ability to explore independently, as well as completing any assigned work.



4 Encourage your child to achieve a weekly certificate, by earning 1000 points or more. You can only achieve 1 certificate each week.



5 Mathletics uses a traffic lighting system to show children's achievement in each activity. Activities completed with a score of 85% or more will show green Your child can see which activities they need to practice a little more by looking for any with an orange indicator – meaning they scored 50-84%. Activities in red, they will need some extra help with.




6 If a teacher has assigned an activity for your child to complete, they will be locked out of all the other areas and will need to complete this first. Check the Explore area for any Problem Solving & Reasoning assignments. When your child has completed the problem-solving activity, it will show a blue tick next to it.



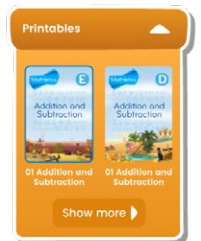
7 If your child finds a question difficult, remind them that there is a button at the top right hand side of each question and clicking on this will open up some support to help them.



8 Mathletics is full of great additional activities that make learning Mathematics fun. In the Play area, children will enjoy Live Mathletics, Multiverse, Rainforest Maths and Playpaws.




9 Practicing mathematics offline is important too! You and your child have access to printable worksheets right in their student console.



10 Celebrate achievements and effort

Certificates – On the right-hand side, under your child's avatar you can click to view and print certificates



Hall of Fame – On the right-hand side, under your child's avatar you can click into the Hall of Fame.



Mathletics Rewards and Recognition

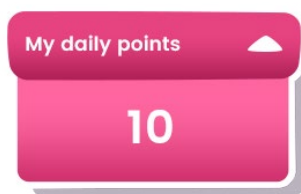
Mathletics

Mathletics understands the importance of keeping your child motivated and engaged.

Different children are motivated by different rewards. From avatar credits for improvement, to points for correct answers, certificates and more, find out how Mathletics keeps students engaged in their mathematics learning.

Point: Students are awarded points for every correct answer they give in Mathletics curriculum activities and Live Mathletics. The student's weekly points score is displayed at the top of the student console. When a student has earned 1000 points in a single week they are awarded a certificate.

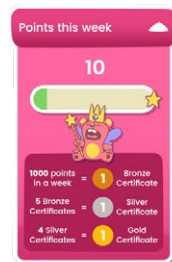
My daily points



In **Learn** daily points are displayed on the right-hand side.

This resets every 24 hours.

Points this week



In **My progress** points this week are displayed on the right-hand side.

This resets each week.

Earning points

- Curriculum activities 1 correct answer = 10 points
- Are you Ready? 1 correct answer = 20 points
- Topic Tests 1 correct answer = 20 points
- Live Mathletics 1 correct answer = 1 point
- Bonus Level - 1 correct answer = 2 points

Each week, students can earn a maximum of 300 points on any one activity and 600 points on any one test.

Earning certificates

1000 points earned in a week = **1 Bronze certificate**

5 Bronze certificates = **1 Silver certificate**

4 Silver certificates = **1 Gold certificate**

Students cannot earn more than one of the same type of certificate in the same week.

Example: Student earned 2100 points in one week, student earned 1 Bronze certificate.

However, different types of certificates can be awarded in the same week.

Example: Student earned their 20th Bronze Certificate this week. This also gave them their 4th Silver Certificate, which, in turn, earned them a Gold Certificate.

UNICEF points

Questions answered in Live Mathletics and completed curriculum activities in Mathletics earn **UNICEF POINTS** and contribute to providing access to education for students in need.

