


Number and Place Value

Name: _____



visit [twinkl.com](https://www.twinkl.com)

One More and One Less Card Game

Instructions

1. Cut out the digit cards, shuffle them and spread them out face down.
2. On your go, turn over two cards. If the numbers are 1 more or 1 less than each other, keep them. If not, turn them back over.
3. The player with the most pairs at the end is the winner.



22

23

25

26

28

29

31

32

34

35

37

38

40

41

43

44

46

47

49

50

52

53

55

56

Count, Read and Write Numbers to 100

Aim: I can count, read and write numbers to 100 in numerals.

Fill in the missing numbers on these number tracks.

17			20				24
----	--	--	----	--	--	--	----

23				27			
----	--	--	--	----	--	--	--

		30					35
--	--	----	--	--	--	--	----

Answer yes or no to these questions.

I am counting back from 17. Will I say 20? _____

I am counting forward from 39. Will I say 50? _____

I am counting back from 27. Will I say 19? _____

I am counting back from 99. Will I say 100? _____

Challenge Questions:

I write a two-digit number. I use the same digit twice. What might my number be? _____

I write a two-digit number. I use a 3 in the ones column. What might my number be? _____

I write a two-digit number. I use a 7 in the tens column. What might my number be? _____

How many two-digit numbers can you make using the digits...?

2

7

5

Write your two-digit numbers in this space.

--

Count to and across 100

Aim: I can count to and across 100, forwards and backwards, beginning with 0 or 1, or from any given number.

Izzy the Imp has found a rubber. She's been rubbing numbers out on a 100 square. Can you work out the missing numbers and put them back in?

1.

20						26
	31					
	41			44		

2.

		44			47
52					
62					67

3.

74					
				88	
	95				

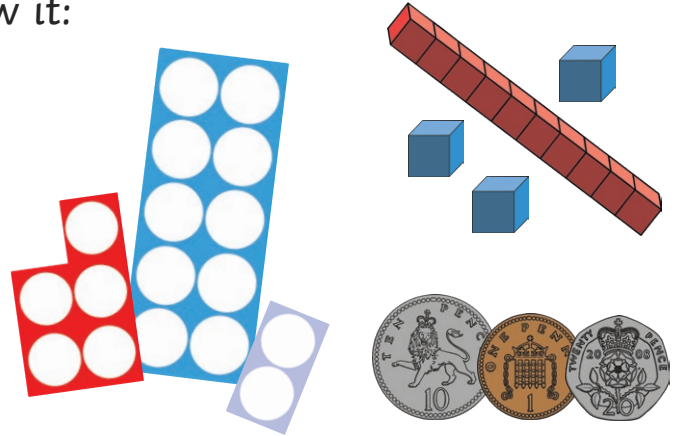
Extra Challenge: Count from 90 to 110 in ones. Write down your counting pattern.

Representing Numbers

Aim: I can identify and represent numbers using objects and pictures and describe numbers using mathematical language.

Choose one of these numbers and show it:

- on a number line;
- using tens and ones equipment;
- using number shapes;
- using ten-frames;
- using bead strings;
- using coins.

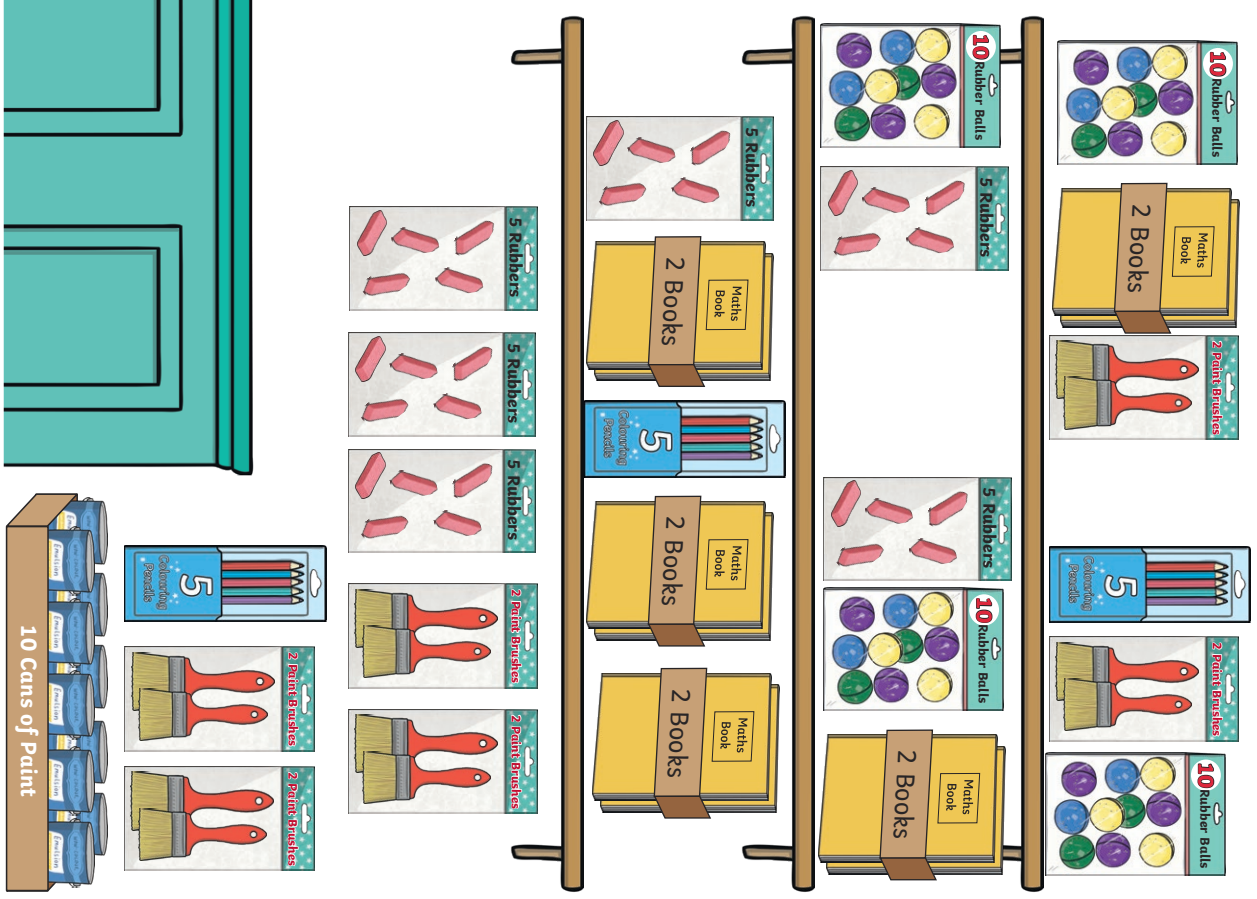
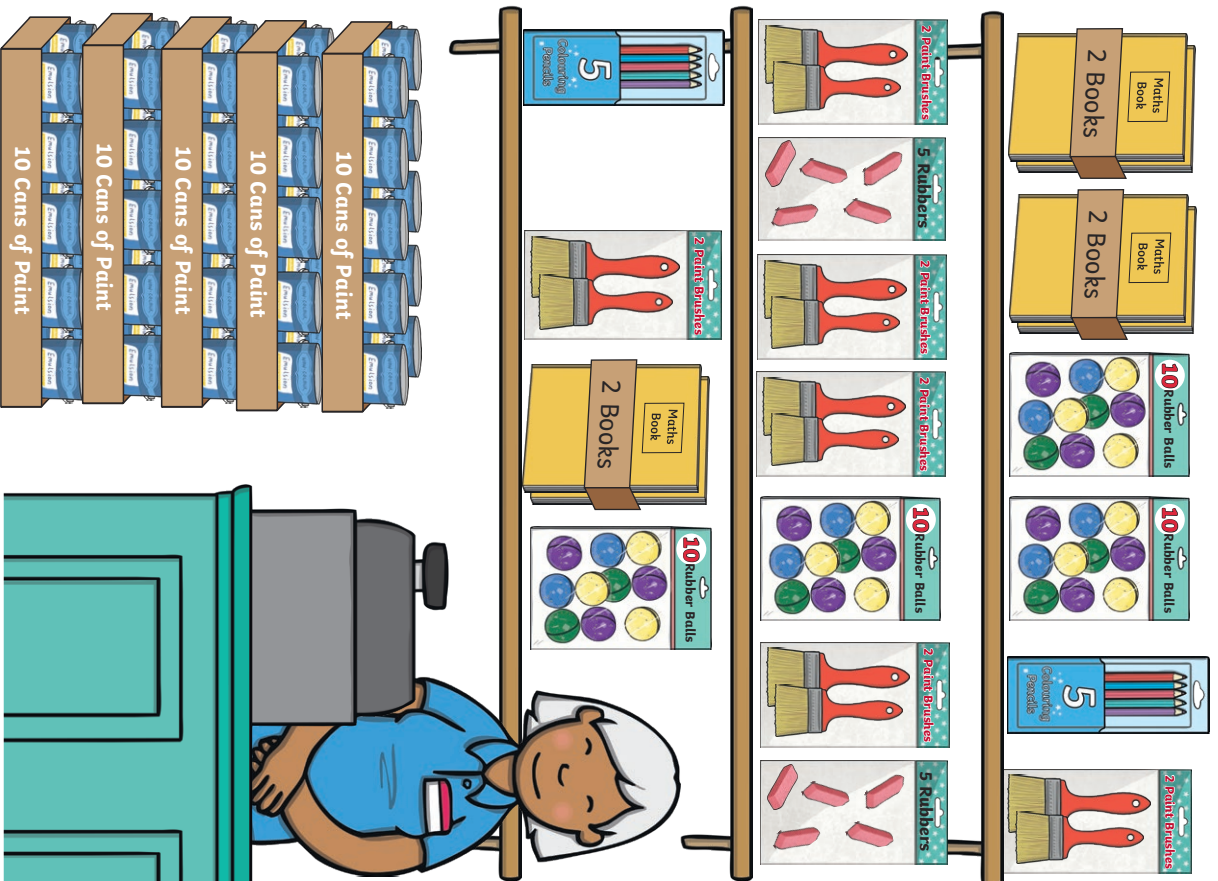


25	31	33
22	18	36
24	17	39

Choose two of the numbers. Use any of these words to describe and compare them:



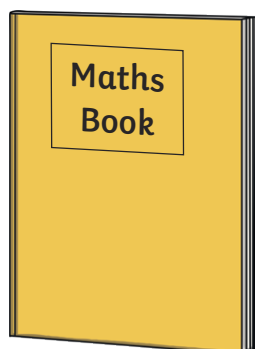

equal to	more than	less than
fewer than	most	least

Maths Mastery - Count in Multiples of 2, 5 and 10



Maths Mastery - Count in Multiples of 2, 5 and 10

How many of each object can you count in the shop?



Maths Mastery - Count in Multiples of 2, 5 and 10

Challenge Questions

Challenge 1: If there are 20 notebooks in the shop, how many might be in each pack? Explain your reasoning.

Challenge 2: If there are 15 whistles in the shop, how many might be in a pack? Explain your reasoning.

Challenge 3: Hari has these coins.

This is how he counts his coins:

10, 20, 30, 40

Has he counted them correctly?

How do you know?



Challenge 4: Ben goes to the shop and spends 16p. He pays in 2 pence coins. How many coins does he use to pay? Explain how you know.

Extra Challenge: Find different ways to represent the numbers of objects you counted in the shop.

- You could use a bar model, part-whole diagram, concrete equipment or ten frames.
- You could circle the numbers on a number line or hundred square.
- Take a photo of your investigation.

Number Matching Mastery Game

Game 1 Speed Race

1. Mix the cards up and spread them face up on the table.
2. Race to collect as many sets of 4 matching cards as you can.

Game 2 Pairs

1. Mix the cards up and spread them face down on the table.
2. Take it in turns to turn over two cards.
3. If they match, collect the cards and gain a point.
4. Get double points for any sets of 4 cards you manage to collect.

Game 3 Guess My Number

1. Choose a card.
2. Describe your number to a friend.
3. If they guess it correctly, they keep the card.



1


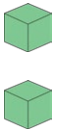


2

one

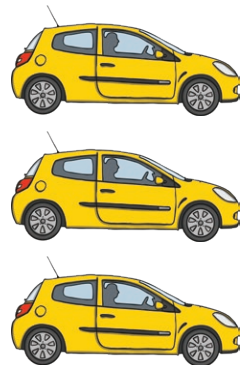


two



3


three



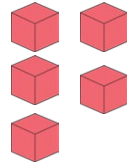
4




four



5


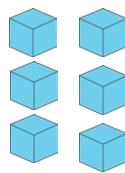


five

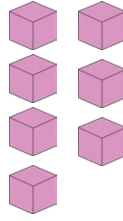


6

six



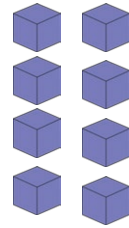
7




seven



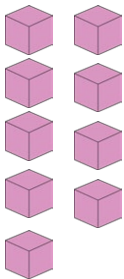
8




eight



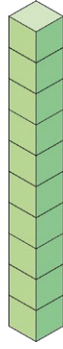
9



nine



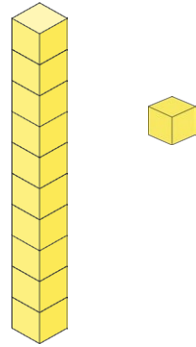
10




ten



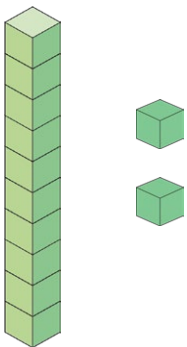
11




eleven



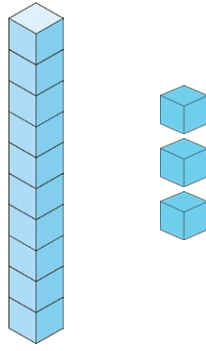
12




twelve



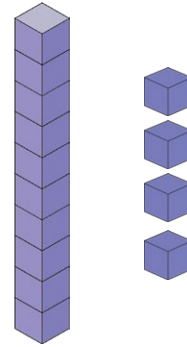
13




thirteen



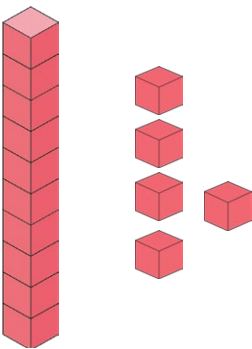
14




fourteen



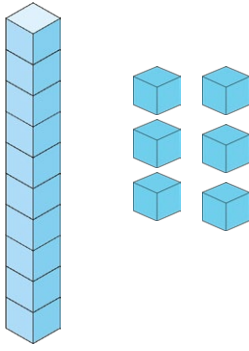
15




fifteen



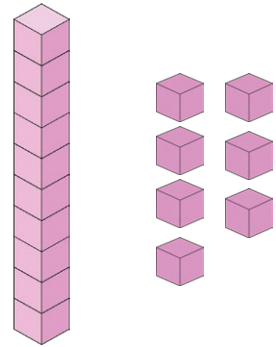
16




sixteen



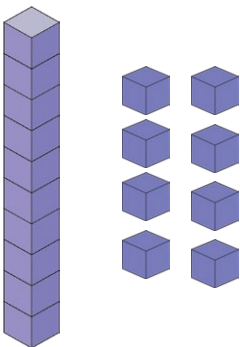
17




seventeen



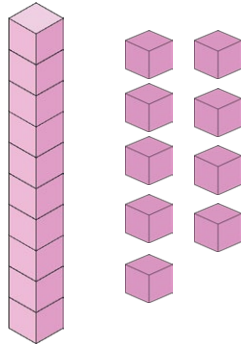
18



eighteen




19



nineteen



20



twenty

