

TÎM COED COCH 2022-23

Parent Information

A DAY IN THE LIFE OF A TIM COED COCH PUPIL.

8.50-9 - Children arrive

9.00-9:15- Handwashing & Registration

9:30 - 10:15 - RWI / L & L (Mon—Thurs) / Awesome Authors (Fri)

10.30-11.15 - Over to You Time & Readers

11.15-12.00 - Maths

12.15-1.30- Lunch

1.30-3.00 - Topic learning

3.00-3.20 - Assembly & Storytime

TOPICS

Autumn: Fairy Tales & Christmas

Spring: Countries & Continents

Summer: Human Body

(Topics are fluid and chosen by the children so if they reach a natural conclusion we will start a new topic.)



PPA COVER AND CLASSROOM SUPPORT

Mrs Denne will cover Reception on a Thursday morning and Year One on a Friday afternoon.

Reception Staff:

Miss Tymms

Mrs Farley

Mrs Morcombe

Mrs Dekerf

Year One:

Mrs Burgham

Mrs Davies

Mrs Humphreys

CURRICULUM

- English - Read Write Inc & Awesome Authors
- Maths - Number Targets, Authentic & Outdoor Maths
- Topic - incorporating the six Areas of Learning & Experience.
- TASC, SEAL & RVE
- PE & Music
- Welsh
- Handwriting - Cursive script - practised daily.



ASSESSMENTS

- RWI - half termly or sooner if needed.
- Observations & photographic evidence of achievement on SeeSaw.
- Awesome Authors Assessments - termly.
- Learn its - weekly - see sheets in the pack.



DELVE AND DISCOVER DAYS!


As a result of the new curriculum and being a pioneer school, we have Delve & Discover Days. At the end of the school year the children are asked what topics they would like to learn and we go with the most popular. At the beginning of each topic the children will arrive to find the classroom set up linked to the topic. We provide a 'hook' to stimulate the children's interest and they take part in activities linked to the topic over the course of the morning. They are told the skills they need to learn (in child friendly language) and they spend the afternoon planning activities they would like to do over the course of the term.

OUTDOOR LEARNING




Great emphasis is placed on outdoor learning. We use the school grounds, school pond, field association meadows and Forest School.

Please make sure your child has a coat every day and labelled wellies are kept in a plastic bag on their peg.




Forest School week this year 19th June 2023.



MATHS & PHONIC GAMES AND READING BOOKS

A maths and a phonic game will be sent home every week with your child on their reading day. **Please return both games on the following reading day to be changed.**

Your child will bring home a new reading book on their reading day. They can change their book throughout the week, we will give reminders but it is their responsibility to change it.



READ WRITE INC (RWI)



Read Write Inc (RWI) is our approach to teaching children to read and write. It is a synthetic phonics programme that ensures early success in reading, writing and spelling. The children are taught how to convert letters or letter groups into sounds that they can then blend together or synthesise into words.

Sounds video - <https://www.youtube.com/watch?v=TkXcabDUg7Q>

Who is it for & how does it work?

It is aimed at children learning to read in Reception to Y2 and children in Y3 and Y4 who are not quite ready to move to Language and Literacy. It teaches children the 44 sounds in English and how to blend them into words through fun, fast paced lessons.

What are the books like?

There are many carefully graded, lively and engaging books that feature words the children have the phonic knowledge to decode. There is a big emphasis on comprehension and partner work. Partner work is an important element of the programme which allows every pupil to answer every question and practise every activity. It also allows pupils to take turns in talking to each other and to develop a wide spoken vocabulary to aid their writing.

CONTINUED...



How and what will the children learn?

Reading:

- Learn all sounds and corresponding letters/letter groups using simple picture prompts
- Learn to read words using sound blending
- Read lively stories featuring words they have learned to sound out
- Show that they comprehend the stories by answering 'Find it' and 'Prove it' discussion questions

Writing:

- Learn to write the letters/letter groups which represent the 44 sounds.
- Learn to write words by saying the sounds
- Write simple sentences
- Compose a range of texts using discussion prompts.

Talking:

- Children are grouped so they can work with others at the same level. This allows them to take a full part in all lessons. They work in pairs so that they: answer every question, practise every activity with their partner and take turns in talking to each other.

RWI SOUNDS



Set 1 Sounds

m a s d t i n p g o c k ck u b f e l h sh r j v y w th z ch q qu x ng nk

Set 2 Sounds

ay ee igh ow oo OO or ar air ir ou oy

Set 3 Sounds

ea oi a-e i-e o-u u-e aw are ur er ow ai oa ew ire ear ure

Make sure to say the 'pure' sound and avoid adding 'uh' after the sound. *e.g. the letter 's' make the sound 'ssss' and not 'suh'; the letter 'm' makes the sound 'mmmm' and not 'muh'.* We teach letter sounds initially and letter names later.

How can I help with reading and writing at home?

The most important thing you can do at home is to make reading fun and enjoyable! Read as many stories to your child as you can. Talk about the stories and explain the meaning of new words. It is important that you ensure the children comprehend what they are reading and are able to talk about the book, characters, feelings and plot with understanding. Capitalise on any interest your child shows in writing. Show them that writing has a purpose and help them to sound out the words they wish to write.

Does it matter if they don't write the letters the correct way?

YES! Once children get into a habit of forming letters in the wrong way it is extremely difficult for them to unlearn that way and relearn the correct way! There are handwriting phrases (*attached*) for each letter, which we teach the children to help them remember the correct way of writing it.

USEFUL WEBSITES TO SUPPORT PHONIC LEARNING!

www.readwriteinc.com

www.oup.com/oxed/primary/rwi/forparents

www.ruthmiskin.com/en/parents/ (Ruth Miskin parents' page)

www.facebook.com/miskin.education (Ruth Miskin Facebook)


www.oxfordowl.co.uk/Reading/ (Free e-books for home reading)

LANGUAGE, LITERACY & COMMUNICATION



Handwriting

In Shirenewton we use the cursive handwriting script. The children practise handwriting daily, in RWI sessions and class. The cursive script is as follows:



Awesome Authors

Awesome Authors is a whole school initiative to develop children into independent and expert writers. Children will do Awesome Authors every Friday morning. It focuses on the four key aspects of quality writing: vocabulary, connectives, openers and punctuation (VCOP). The children will look at examples of the chosen genre and then write their own based on what they've experienced through their topic *e.g. story, recount, invitation etc.* They will have an undisturbed writing session with a special atmosphere and will finish by assessing their work and setting targets for their next piece of writing.

Spellings

Spelling activities are completed daily in RWI (for Reception this will start when your child is blending). Misspelled words from Awesome Authors/Topic work will be practised through our marking.

We have included some high frequency words if you would like to practise spellings at home.

MATHEMATICS & NUMERACY



How does my child learn Maths in Foundation Phase?

Daily Maths Sessions - The class teacher will assess every child to see what stage of their mathematical development they are at. Children are then grouped accordingly and taught number concepts appropriate to their needs through exciting practical games and activities as well as recording more formally in their number target books.

Outdoor Maths - At least once a week, children consolidate their maths learning outdoors including playing floor games, target games and skittles on the yard and going on shape or number hunts in the woodland walk.

Learn Its - With our 'Learn Its', we are aiming to improve the children's recall of key number facts. We focus on a new set of 'Learn Its' each term and these are sums that the children need to be able to recall instantly, without working them out! Speedy recall of these sums is assessed once a week in a quick timed test where children aim to beat their score from the previous week.

Real Life Maths - Children take part in authentic real life maths activities such as planning a birthday party, working out how much it will cost, how many can come etc. where they can transfer the skills taught into everyday life.

Maths Games - these are sent home weekly. Please return on their reading day. For some of these games you will need to invest in a set of dominoes, a pack of playing cards or a whiteboard pen.

Mathletics - an online platform for consolidating maths learning at home - Reception will have their log-in soon, they will be sent home in book bags.

NUMBER FORMATION RHYMES



- From the top go all the way round (x3) to make a number zero
- Go straight down and that is all (x3) to make a number one
- Swing it round and then go right (x3) to make a number two
- Swing it round and then once more (x3) to make a number three
- Down, slide, cut in half (x3) to make a number four
- Down, round, put on a hat (x3) to make a number five
- Come on down and make a curl (x3) to make a number six
- Slide to the right and slant on down (x3) to make a number seven
- Make an 's' and go straight home (x3) to make a number eight
- Make a loop and then a line (x3) to make a number nine
- One egg laid by a hen, that's the way we make a ten



REC LEARN ITS!

I Know...

$3+3=6$

Double
3

$4+4=8$

Double
4

$2+1=3$

$2+2=4$

Double
2


$5+5=10$

Double
5

$2+3=5$

$1+1=2$

Double
1



T1 T2 T3

Count
in 10s

Count
in 5s

Count
in 2s

Name: _____

Learn Its - Rec

Y1 LEARN ITS!

I know ...

$5+2=7$

$7+2=9$

$6+6=12$

$9+9=18$

Double 6

$8+2=10$

$7+7=14$

Double 7

$4+6=10$

$4+2=6$

$9+2=11$

$8+8=16$

Double 8

$2+8=10$

$6+2=8$

$4+3=7$

Double 9

$3+7=10$

$1+9=10$

$5+3=8$

$6+3=9$



Name: _____

T1 T2 T3

Learn Its! Y1

WELSH

This word mat includes some of the Welsh vocabulary that we use in Foundation Phase. The words and phrases are used both incidentally and taught directly in formal lessons. Your child should be able to help you with the pronunciation!

Greetings:

Bore da - Good morning.
Prynhawn da - Good afternoon.
Nos da - Good night.
Da bo chi - Good bye.
Pwy wyt ti? - Who are you?
... ydw i - I am...

Y Tywydd - The weather:

Sut mae'r tywydd? - How is the weather?
Mae'n bwrw glaw - It's raining
Mae'n heulog - It's sunny
Mae'n braf - It's fine
Mae'n boeth - It's hot
Mae'n oer - It's cold
Mae'n bwrw eira - It's snowing
Mae'n stormis - It's stormy
Mae'n niwlog - It's foggy.

Rhifiau - Numbers:

Sawl un? - How many?
Un - 1 Un deg un - 11
Dau - 2 Un deg dau - 12
Tri - 3 Un deg tri - 13
Pedwar - 4 etc.
Pump - 5
Chwch - 6 Dau ddeg - 20
Saith - 7 Tri deg - 30
Wyth - 8 Pedwar deg - 40
Naw - 9
Deg - 10 Cant - 100.

Feelings:

Sut wyt ti? - How are you?
Dw i'n... - I am
Hapus - Happy
Trist - Sad
Wedi blino - Tired
Ofradwy - Awful
Da iawn - Very good
Bendigedig - Brilliant.

Likes and Dislikes:

Dw i'n hoffi... - I like...
Dwi ddim yn hoffi... - I don't like...
Achos mae'n - because...

Everyday Words:

Os gwelwch yn dda - Please
Diolch - Thank you
a - and

Bwyd - Food

Dw i'n bwyta... - I ate...

I ginio - Dinner

Sglodion - Chips	Ffa pôb - Baked beans
Llysiau - Vegetables	Sbaghetti - Spaghetti
ŵy - Egg	Cyri - Curry
Selsig - Sausage	Caws - Cheese
Cyw iâr - Chicken	Brechdan - Sandwich
Cig - Meat	Cawl - Soup
Tatws - Potato	

I bwdin - Pudding

Teisen - Cake
Hufen iâ - Ice cream
Cwstard - Custard
Pwddin reis - Rice pudding
Tartan afal - Apple tart
Iogwrt - Yoghurt
Salad ffrwythau - Fruit salad
Oren - Orange
Afal - Apple

I yfed - Drink

Dŵr - Water
Llaeth - Milk
Te - Tea
Lemonêd - Lemonade
Sudd Oren - Orange juice
Sudd Afal - Apple juice

Days of the week:

Dydd Llun - Monday
Dydd Mawrth - Tuesday
Dydd Mercher - Wednesday
Dydd Iau - Thursday
Dydd Gwener - Friday
Dydd Sadwrn - Saturday
Dydd Sul - Sunday

Months of the year:

Ionawr - January
Chwefror - February
Mawrth - March
Ebrill - April
Mai - May
Mehefin - June
Gorffennaf - July
Awst - August
Medi - September
Hydref - October
Tachwedd - November
Rhagfyr - December

Lliwiau - Colours:

Pa liw ydy hwn? - What colour is this?

Coch - Red	Gwyrdd - Green
Pinc - Pink	Glas - Blue
Aur - Gold	Gwyn - White
Du - Black	Oren - Orange
	Melyn - Yellow
	Arian - Silver
	Brown - Brown
	Porffor - Purple
	Melyn - Yellow

Family: Mam - Mum, Tad - Dad, Chwaer - sister, Brawd - brother, Tad-cu - Grandfather, Mam-qu - Grandmother

HEALTH AND WELLBEING

Personal Development Relationships will be introduced to pupils through:

- Circle time activities
- Gwynedd healthy Schools 'Growing Up' resources
- Sense Resource: 'Growing up and Keeping Safe'
- Personal and Social Education programs
- Curriculum Subjects: Science, Religious Education, Health & Wellbeing
- Informally as opportunities arise in the classroom

Following a series of lessons, pupils will:

- Understand the importance of their personal safety
- Understand what to do or to whom to go when feeling unsafe
- Take increasing responsibility for keeping the mind and body safe and healthy
- Value families and friends as a source of mutual support
- Develop respect for themselves and others
- Understand how cultural and religious beliefs can affect the way people think
- Respect difference and acknowledge the importance of equal opportunities



REMINDERS

Water Bottles

Children have their own 'water bottle pocket' just outside the classroom. We will send the bottle home daily for cleaning - the water fountain is now available for the children to use.

Health

Please keep us informed of any medical changes that may affect your child in school.

Labelling

Please label all of your child's belongings including clothes, snack, water bottles, P.E kits, shoes etc. If you have had any clothes given to you from another child please relabel.

Home Time

Should your child's going home arrangements change, please let us know by emailing: shirenewtonprimary@monmouthshire.gov.uk or phoning: 01291 641774 either at the beginning of the week or on the relevant day.

DIOLCH!

If you have any questions, please come and speak to us on the door during
drop off or pick up times or
email: shirenewtonprimary@monmouthshire.gov.uk and we will get back to
you as quickly as possible.